


# Product datasheet

Drywall screw combi for wood studs and steel plates max 1 mm



**Function:** Straight tip with double thread wood and steel grooves (Hi-low) that grip immediately, penetrate the steel plate very quickly and sink into the drywall board without damaging the cardboard layer.

**Track type bit:** Philips 2.

**Material:** Case hardened steel.

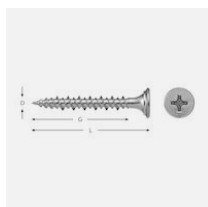
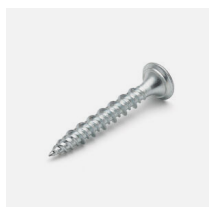
**Coating:** Zinc-plated 5 my, for indoor use.

**Installation instructions:** A power screwdriver with depth stop, speed of 2,000-5,000 rpm is recommended.

**Sizing:** Around 15 pcs/m<sup>2</sup>, screw spacing 20 cm on the edge of the sheet and 30 cm on the inner section.

D	L	G	Art.no	Quantity	Pack.	MB
3.9	30	24	C3030	8000	Bulk pack	
3.9	30	24	C3130	800	Packaging	8
3.9	30	24	C3930	250	Packaging	16
3.9	41	35	C3041	5000	Bulk pack	
3.9	41	35	C31419	600	Packaging	8
3.9	41	35	C3941	200	Packaging	16
3.9	51	44	C3051	3500	Bulk pack	
3.9	51	44	C31519	400	Packaging	8
3.9	51	44	C3951	200	Packaging	12

NOTE: The screw has a double head.



## CUSTOMER SERVICE

Tel. 033-23 03 03  
Email: vsb@vsbyggskruv.se  
Website: vsbyggskruv.se

## ADDRESS

Västsvensk Byggskruv AB  
Vävlagargatan 7  
507 30 Brämhult  
Sweden

